

PharmLabs San Diego Certificate of Analysis

3421 Hancock St, Second Floor, San Diego, CA 92110 | License: C8-0000098-LIC
ISO/IEC 17025:2017 Certification L17-427-1 | Accreditation #85368



Sample **DOUBLE STACKED BITEZ - STRAWBERRY WATERMELON**

| | | | | | | | |
|--------------------------------|--|--------------------------------------|--|-------------------------------------|-----------------------|------------------------|--|
| Sample ID SD250403-014 (87624) | | | | Matrix Edible (Other Cannabis Good) | | | |
| Tested for OCHO EXTRACTS | | | | | | | |
| Sampled - | | Received Apr 03, 2025 | | | Reported Apr 28, 2024 | | |
| Analyses executed | | CANX, RES, MIBIG, MTO, PES, HME, FVI | | Unit Mass (g) 200.425 | | Num. of Servings 10 | |
| | | | | | | Serving Size (g) 20.00 | |

CANX - Cannabinoids Analysis

Analyzed Apr 24, 2025 | Instrument HPLC
Measurement Uncertainty at 95% confidence 7.806%

| Analyte | LOD mg/g | LOQ mg/g | Result % | Result mg/g |
|--|----------|----------|----------|-------------|
| 11-Hydroxy-Δ8-Tetrahydrocannabivarin (11-Hyd-Δ8-THCV) | 0.013 | 0.041 | ND | ND |
| Cannabidiol (CBDO) | 0.002 | 0.007 | ND | ND |
| Abnormal Cannabidiol (a-CBDO) | 0.01 | 0.031 | ND | ND |
| (+/-)-9B-hydroxy-Hexahydrocannabinol (9b-HHC) | 0.012 | 0.036 | ND | ND |
| 11-Hydroxy-Δ8-Tetrahydrocannabinol (11-Hyd-Δ8-THC) | 0.007 | 0.021 | ND | ND |
| Cannabidiolic Acid (CBDA) | 0.001 | 0.16 | ND | ND |
| Cannabigerol (CBGA) | 0.001 | 0.16 | ND | ND |
| Cannabigerol (CBG) | 0.001 | 0.16 | ND | ND |
| Cannabidiol (CBD) | 0.001 | 0.16 | ND | ND |
| 1(S)-THD (s-THD) | 0.013 | 0.041 | ND | ND |
| 1(R)-THD (r-THD) | 0.025 | 0.075 | ND | ND |
| Tetrahydrocannabivarin (THCV) | 0.001 | 0.16 | ND | ND |
| Δ8-tetrahydrocannabivarin (Δ8-THCV) | 0.021 | 0.064 | ND | ND |
| Tetrahydrocannabinol (Δ9-THCB) | 0.013 | 0.038 | ND | ND |
| Cannabinol (CBN) | 0.001 | 0.16 | ND | ND |
| Cannabidiphoral (CBDP) | 0.015 | 0.047 | ND | ND |
| exo-THC (exo-THC) | 0.016 | 0.8 | ND | ND |
| Tetrahydrocannabinol (Δ9-THC) | 0.003 | 0.16 | 0.20 | 2.01 |
| Δ8-tetrahydrocannabinol (Δ8-THC) | 0.004 | 0.16 | 80.4.4 | 804.13 |
| (6aR,9S)-Δ10-Tetrahydrocannabinol ((6aR,9S)-Δ10) | 0.015 | 0.16 | ND | ND |
| Hexahydrocannabinol (S Isomer) (9s-HHC) | 0.017 | 0.16 | ND | ND |
| (6aR,9R)-Δ10-Tetrahydrocannabinol ((6aR,9R)-Δ10) | 0.007 | 0.16 | ND | ND |
| Hexahydrocannabinol (R Isomer) (9r-HHC) | 0.016 | 0.16 | ND | ND |
| Tetrahydrocannabinolic Acid (THCA) | 0.001 | 0.16 | ND | ND |
| Δ9-Tetrahydrocannabihexol (Δ9-THCH) | 0.024 | 0.071 | ND | ND |
| Cannabinol Acetate (CBNO) | 0.014 | 0.043 | ND | ND |
| Δ9-Tetrahydrocannabiphoral (Δ9-THCP) | 0.017 | 0.16 | ND | ND |
| Δ8-Tetrahydrocannabiphoral (Δ8-THCP) | 0.041 | 0.16 | 20.20 | 202.04 |
| Δ8-THC-O-acetate (Δ8-THCO) | 0.076 | 0.16 | ND | ND |
| 9(S)-HHCP (s-HHCP) | 0.031 | 0.094 | ND | ND |
| Δ9-THC-O-acetate (Δ9-THCO) | 0.066 | 0.16 | ND | ND |
| 9(R)-HHCP (r-HHCP) | 0.026 | 0.079 | ND | ND |
| 3-octyl-Δ8-Tetrahydrocannabinol (Δ8-THC-C8) | 0.067 | 0.204 | ND | ND |
| Total THC (THCa * 0.877 + Δ9THC) | | | 0.20 | 2.01 |
| Total THC + Δ8THC + Δ10THC (THCa * 0.877 + Δ9THC + Δ8THC + Δ10THC) | | | 80.64 | 806.14 |
| Total CBD (CBDA * 0.877 + CBD) | | | ND | ND |
| Total CBG (CBGa * 0.877 + CBG) | | | ND | ND |
| Total HHC (9r-HHC + 9s-HHC) | | | ND | ND |
| Total Cannabinoids | | | 100.84 | 1008.18 |

HME - Heavy Metals Detection Analysis

Analyzed Apr 24, 2025 | Instrument ICP/MSMS | Method SOP-005


| Analyte | LOD ug/g | LOQ ug/g | Result ug/g | Limit ug/g | Analyte | LOD ug/g | LOQ ug/g | Result ug/g | Limit ug/g |
|--------------|----------|----------|-------------|------------|--------------|----------|----------|-------------|------------|
| Arsenic (As) | 0.0002 | 0.0005 | ND | 0.2 | Cadmium (Cd) | 3.0e-05 | 0.0005 | ND | 0.2 |
| Mercury (Hg) | 1.0e-05 | 0.0001 | ND | 0.1 | Lead (Pb) | 1.0e-05 | 0.00125 | 0.02 | 0.5 |

MIBIG - Microbial Testing Analysis

Analyzed Apr 24, 2025 | Instrument qPCR and/or Plating | Method SOP-007

| Analyte | Result CFU/g | Limit | Analyte | Result CFU/g | Limit |
|--|--------------|---------------|---------------------|--------------|---------------|
| Shiga toxin-producing Escherichia Coli | ND | ND per 1 gram | Salmonella spp. | ND | ND per 1 gram |
| Aspergillus fumigatus | ND | ND per 1 gram | Aspergillus flavus | ND | ND per 1 gram |
| Aspergillus niger | ND | ND per 1 gram | Aspergillus terreus | ND | ND per 1 gram |

UI Not Identified
ND Not Detected
N/A Not Applicable
NT Not Reported
LOD Limit of Detection
LOQ Limit of Quantification
<LOQ Detected
>ULOL Above upper limit of linearity
CFU/g Colony Forming Units per 1 gram
TNTC Too Numerous to Count



Scan the QR code to verify authenticity.

Authorized Signature

Brandon Starr

Brandon Starr, Lab Manager
Mon, 28 Apr 2025 09:04:52 -07:00

PharmLabs San Diego | 3421 Hancock St, Second Floor, San Diego, CA 92110 | 619.356.0898 | ISO/IEC 17025:2017 Certification L17-427-1




*This report shall not be reproduced except in full, without the written approval of the lab. This report is for informational purposes only and should not be used to diagnose, treat or prevent any disease. Results are only for samples and batches indicated. Results are reported on an "as received" basis, unless indicated otherwise. When a Pass/Fail status is reported, that status is intended to be in accordance with federal, state and local laws which are required for the customer to be in compliance. The measurement of uncertainty is not included in the Pass/Fail evaluation unless explicitly required by federal, state or local laws and has been reported on the certificate of analysis. Measurement of uncertainty is available upon request.

MTO - Mycotoxin Testing Analysis

Analyzed Apr 21, 2025 | Instrument LC/MSMS | Method SOP-004

| Analyte | LOD ug/kg | LOQ ug/kg | Result ug/kg (ppb) | Limit ug/kg | Analyte | LOD ug/kg | LOQ ug/kg | Result ug/kg (ppb) | Limit ug/kg |
|--------------|--------------|--------------|-----------------------|----------------|------------------|--------------|--------------|-----------------------|----------------|
| Ochratoxin A | 5.0 | 20.0 | ND | 20 | Aflatoxin B1 | 2.5 | 5.0 | ND | - |
| Aflatoxin B2 | 2.5 | 5.0 | ND | - | Aflatoxin G1 | 2.5 | 5.0 | ND | - |
| Aflatoxin G2 | 2.5 | 5.0 | ND | - | Total Aflatoxins | 10.0 | 20.0 | ND | 20 |

UI Not Identified
ND Not Detected
N/A Not Applicable
NT Not Reported
LOD Limit of Detection
LOQ Limit of Quantification
<LOQ Detected
>ULOL Above upper limit of linearity
CFU/g Colony Forming Units per 1 gram
TNTC Too Numerous to Count



Scan the QR code to verify authenticity.

Authorized Signature

Brandon Starr

Brandon Starr, Lab Manager
Mon, 28 Apr 2025 09:04:52 -07:00

PharmLabs San Diego | 3421 Hancock St, Second Floor, San Diego, CA 92110 | 619.356.0898 | ISO/IEC 17025:2017 Certification L17-427-1



*This report shall not be reproduced except in full, without the written approval of the lab. This report is for informational purposes only and should not be used to diagnose, treat or prevent any disease. Results are only for samples and batches indicated. Results are reported on an "as received" basis, unless indicated otherwise. When a Pass/Fail status is reported, that status is intended to be in accordance with federal, state and local laws which are required for the customer to be in compliance. The measurement of uncertainty is not included in the Pass/Fail evaluation unless explicitly required by federal, state or local laws and has been reported on the certificate of analysis. Measurement of uncertainty is available upon request.

PES - Pesticides Screening Analysis

Analyzed Apr 21, 2025 | Instrument LC/MSMS GC/MSMS | Method SOP-003

| Analyte | LOD ug/g | LOQ ug/g | Result ug/g | Limit ug/g | Analyte | LOD ug/g | LOQ ug/g | Result ug/g | Limit ug/g |
|-------------------------|----------|----------|-------------|------------|-----------------------|----------|----------|-------------|------------|
| Aldicarb | 0.0078 | 0.02 | ND | 0.0078 | Carbofuran | 0.01 | 0.02 | ND | 0.01 |
| Dimethoate | 0.01 | 0.02 | ND | 0.01 | Etofenprox | 0.02 | 0.1 | ND | 0.02 |
| Fenoxycarb | 0.01 | 0.02 | ND | 0.01 | Thiachloprid | 0.01 | 0.02 | ND | 0.01 |
| Daminozide | 0.01 | 0.03 | ND | 0.01 | Dichlorvos | 0.02 | 0.07 | ND | 0.02 |
| Imazail | 0.02 | 0.07 | ND | 0.02 | Methiocarb | 0.01 | 0.02 | ND | 0.01 |
| Spiroxamine | 0.01 | 0.02 | ND | 0.01 | Coumaphos | 0.01 | 0.02 | ND | 0.01 |
| Fipronil | 0.01 | 0.1 | ND | 0.01 | Paclbutrazol | 0.01 | 0.03 | ND | 0.01 |
| Chlorpyrifos | 0.01 | 0.04 | ND | 0.01 | Ethoprophos (Prophos) | 0.01 | 0.02 | ND | 0.01 |
| Baygon (Propoxur) | 0.01 | 0.02 | ND | 0.01 | Chlordane | 0.04 | 0.1 | ND | 0.04 |
| Chlorfenapyr | 0.03 | 0.1 | ND | 0.03 | Methyl Parathion | 0.02 | 0.1 | ND | 0.02 |
| Mevinphos | 0.03 | 0.08 | ND | 0.03 | Abamectin | 0.03 | 0.08 | ND | 0.1 |
| Acephate | 0.02 | 0.05 | ND | 0.1 | Acetamidrid | 0.01 | 0.05 | ND | 0.1 |
| Azoxystrobin | 0.01 | 0.02 | ND | 0.1 | Bifenazate | 0.01 | 0.05 | ND | 0.1 |
| Bifenthrin | 0.02 | 0.35 | ND | 3 | Boscalid | 0.01 | 0.03 | ND | 0.1 |
| Carbaryl | 0.01 | 0.02 | ND | 0.5 | Chlorantraniliprole | 0.01 | 0.04 | ND | 10 |
| Clofentezine | 0.01 | 0.03 | ND | 0.1 | Diazinon | 0.01 | 0.02 | ND | 0.1 |
| Dimethomorph | 0.02 | 0.06 | ND | 2 | Etoxazole | 0.01 | 0.05 | ND | 0.1 |
| Fenpyroximate | 0.02 | 0.1 | ND | 0.1 | Fonicamid | 0.01 | 0.02 | ND | 0.1 |
| Fludioxonil | 0.01 | 0.05 | ND | 0.1 | Hexythiazox | 0.01 | 0.03 | ND | 0.1 |
| Imidacloprid | 0.01 | 0.05 | ND | 5 | Kresoxim-methyl | 0.01 | 0.03 | ND | 0.1 |
| Malathion | 0.01 | 0.05 | ND | 0.5 | Metalaxyl | 0.01 | 0.02 | ND | 2 |
| Methomyl | 0.02 | 0.05 | ND | 1 | Myclobutanil | 0.02 | 0.07 | ND | 0.1 |
| Naled | 0.01 | 0.02 | ND | 0.1 | Oxamyl | 0.01 | 0.02 | ND | 0.5 |
| Permethrin | 0.01 | 0.02 | ND | 0.5 | Phosmet | 0.01 | 0.02 | ND | 0.1 |
| Piperonyl Butoxide | 0.02 | 0.06 | ND | 3 | Propiconazole | 0.03 | 0.08 | ND | 0.1 |
| Prallethrin | 0.02 | 0.05 | ND | 0.1 | Pyrethrin | 0.05 | 0.41 | ND | 0.5 |
| Pyridaben | 0.02 | 0.07 | ND | 0.1 | Spinosad A | 0.01 | 0.05 | ND | 0.1 |
| Spinosad D | 0.01 | 0.05 | ND | 0.1 | Spiromesifen | 0.02 | 0.06 | ND | 0.1 |
| Spirotetramat | 0.01 | 0.02 | ND | 0.1 | Tebuconazole | 0.01 | 0.02 | ND | 0.1 |
| Thiamethoxam | 0.01 | 0.02 | ND | 5 | Trifloxystrobin | 0.01 | 0.02 | ND | 0.1 |
| Acequinocyl | 0.02 | 0.09 | ND | 0.1 | Captan | 0.01 | 0.02 | ND | 0.7 |
| Cypermethrin | 0.02 | 0.1 | ND | 1 | Cyfluthrin | 0.04 | 0.1 | ND | 2 |
| Fenhexamid | 0.02 | 0.07 | ND | 0.1 | Spinetoram J,L | 0.02 | 0.07 | ND | 0.1 |
| Pentachloronitrobenzene | 0.01 | 0.1 | ND | 0.1 | | | | | |

RES - Residual Solvents Testing Analysis

Analyzed Apr 24, 2025 | Instrument GC/FID with Headspace Analyzer | Method SOP-006


| Analyte | LOD ug/g | LOQ ug/g | Result ug/g | Limit ug/g | Analyte | LOD ug/g | LOQ ug/g | Result ug/g | Limit ug/g |
|----------------------------|----------|----------|-------------|------------|------------------------------|----------|----------|-------------|------------|
| Propane (Prop) | 0.4 | 40.0 | ND | 5000.0 | Butane (But) | 0.4 | 40.0 | ND | 5000.0 |
| Methanol (Metha) | 0.4 | 40.0 | ND | 3000.0 | Ethylene Oxide (EthOx) | 0.4 | 0.8 | ND | 1.0 |
| Pentane (Pen) | 0.4 | 40.0 | ND | 5000.0 | Ethanol (Ethan) | 0.4 | 40.0 | ND | 5000.0 |
| Ethyl Ether (EthEt) | 0.4 | 40.0 | ND | 5000.0 | Acetone (Acet) | 0.4 | 40.0 | 56.4 | 5000.0 |
| Isopropanol (2-Pro) | 0.4 | 40.0 | <LOQ | 5000.0 | Acetonitrile (Acetonit) | 0.4 | 40.0 | ND | 410.0 |
| Methylene Chloride (MetCh) | 0.4 | 0.8 | ND | 1.0 | Hexane (Hex) | 0.4 | 40.0 | ND | 290.0 |
| Ethyl Acetate (EthAc) | 0.4 | 40.0 | ND | 5000.0 | Chloroform (Clo) | 0.4 | 0.8 | ND | 1.0 |
| Benzene (Ben) | 0.4 | 0.8 | ND | 1.0 | 1-2-Dichloroethane (12-Dich) | 0.4 | 0.8 | ND | 1.0 |
| Heptane (Hep) | 0.4 | 40.0 | ND | 5000.0 | Trichloroethylene (TriCIETH) | 0.4 | 0.8 | ND | 1.0 |
| Toluene (Toluene) | 0.4 | 40.0 | ND | 890.0 | Xylenes (Xyl) | 0.4 | 40.0 | ND | 2170.0 |

FVI - Filth & Foreign Material Inspection Analysis

Analyzed Apr 28, 2025 | Instrument Microscope | Method SOP-010

| Analyte / Limit | Result | Analyte / Limit | Result |
|--|--------|--|--------|
| > 1/4 of the total sample area covered by sand, soil, cinders, or dirt | ND | > 1/4 of the total sample area covered by mold | ND |
| > 1 insect fragment, 1 hair, or 1 count mammalian excreta per 3g | ND | > 1/4 of the total sample area covered by an imbedded foreign material | ND |

UI Not Identified
ND Not Detected
N/A Not Applicable
NT Not Reported
LOD Limit of Detection
LOQ Limit of Quantification
<LOQ Detected
>ULOL Above upper limit of linearity
CFU/g Colony Forming Units per 1 gram
TNTC Too Numerous to Count



Scan the QR code to verify authenticity.

Authorized Signature

Brandon Starr

Brandon Starr, Lab Manager
Mon, 28 Apr 2025 09:04:52 -07:00

PharmLabs San Diego | 3421 Hancock St, Second Floor, San Diego, CA 92110 | 619.356.0898 | ISO/IEC 17025:2017 Certification L17-427-1



*This report shall not be reproduced except in full, without the written approval of the lab. This report is for informational purposes only and should not be used to diagnose, treat or prevent any disease. Results are only for samples and batches indicated. Results are reported on an "as received" basis, unless indicated otherwise. When a Pass/Fail status is reported, that status is intended to be in accordance with federal, state and local laws which are required for the customer to be in compliance. The measurement of uncertainty is not included in the Pass/Fail evaluation unless explicitly required by federal, state or local laws and has been reported on the certificate of analysis. Measurement of uncertainty is available upon request.